

The Florida Senate
COMMITTEE MEETING EXPANDED AGENDA

**APPROPRIATIONS SUBCOMMITTEE ON PRE-K - 12
EDUCATION**

**Senator Passidomo, Chair
Senator Young, Vice Chair**

MEETING DATE: Wednesday, October 11, 2017
TIME: 10:00 a.m.—12:30 p.m.
PLACE: *Pat Thomas Committee Room, 412 Knott Building*


MEMBERS: Senator Passidomo, Chair; Senator Young, Vice Chair; Senators Broxson, Farmer, Grimsley, Lee, Montford, Rouson, and Steube

TAB	BILL NO. and INTRODUCER	BILL DESCRIPTION and SENATE COMMITTEE ACTIONS	COMMITTEE ACTION
1	Introduction of Members and Discussion of Funding Priorities		Discussed
2	2017-2018 Pre-K-12 Education Budget Summary		Discussed
Other Related Meeting Documents			

Introduction of Members/Discussion of Funding Priorities

PreK-12 Education Appropriations FY 2017-18 Budget Recap

Post Special Session and Vetoes
Includes HB 7069 Funding



PreK-12 Budgets

- Early Learning
 - School Readiness Program
 - Voluntary Prekindergarten Program
- Florida Education Finance Program (FEFP)
- Non-FEFP (major issues include Best and Brightest program, Gardiner Scholarship, Schools of Hope, Florida School for Deaf and Blind)
- Education Media and Technology (public broadcasting)
- Federal Programs
- State Board of Education (includes assessment budget)

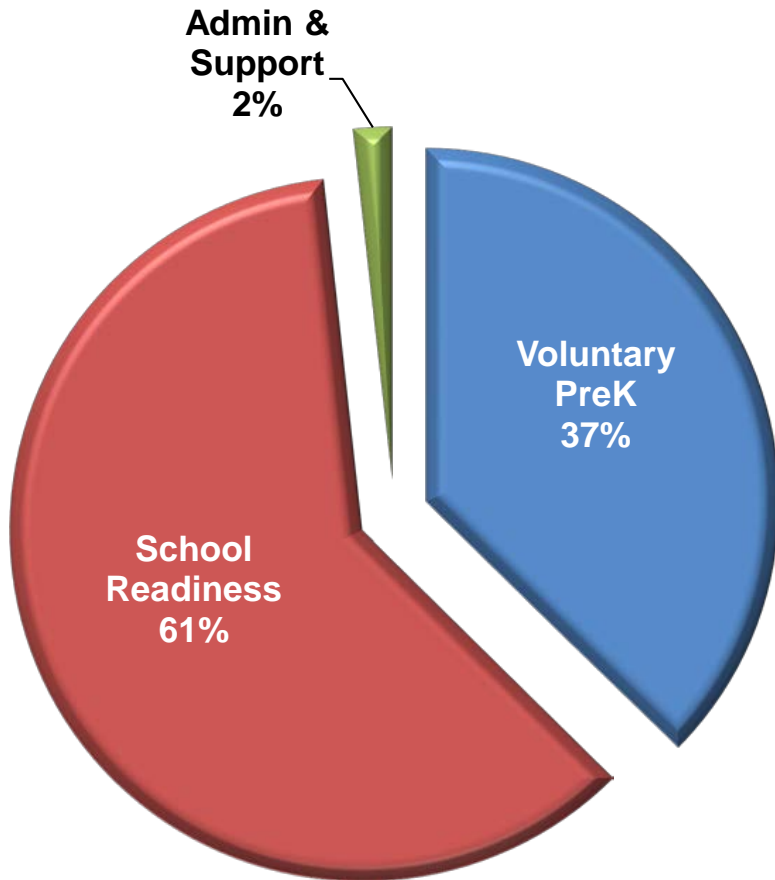
Year Over Year Summary

	FY 2016-17 Appropriations	FY 2017-18 Appropriations	Change	Percent Change
Office of Early Learning	\$1,047,596,261	\$1,061,594,741	\$13,998,480	1.34%
K12 - FEFP ¹	20,186,770,414	20,644,233,449	457,463,035	2.27%
K12 - Non-FEFP/Education Media	291,009,222	611,987,156	320,977,934	110.30%
State Board of Education	241,667,470	255,980,205	14,312,735	5.92%
Federal Programs	1,656,703,052	1,688,629,022	31,925,970	1.93%
Total PreK-12 Education	23,423,746,419	24,262,424,573	838,678,154	3.58%

¹ FEFP includes local funds. 2016-17 Appropriation = 4th FEFP Calculation. 2017-18 FEFP appropriated in HB 3A and adjusted by 2nd Calc.

Early Learning

Percent of Total



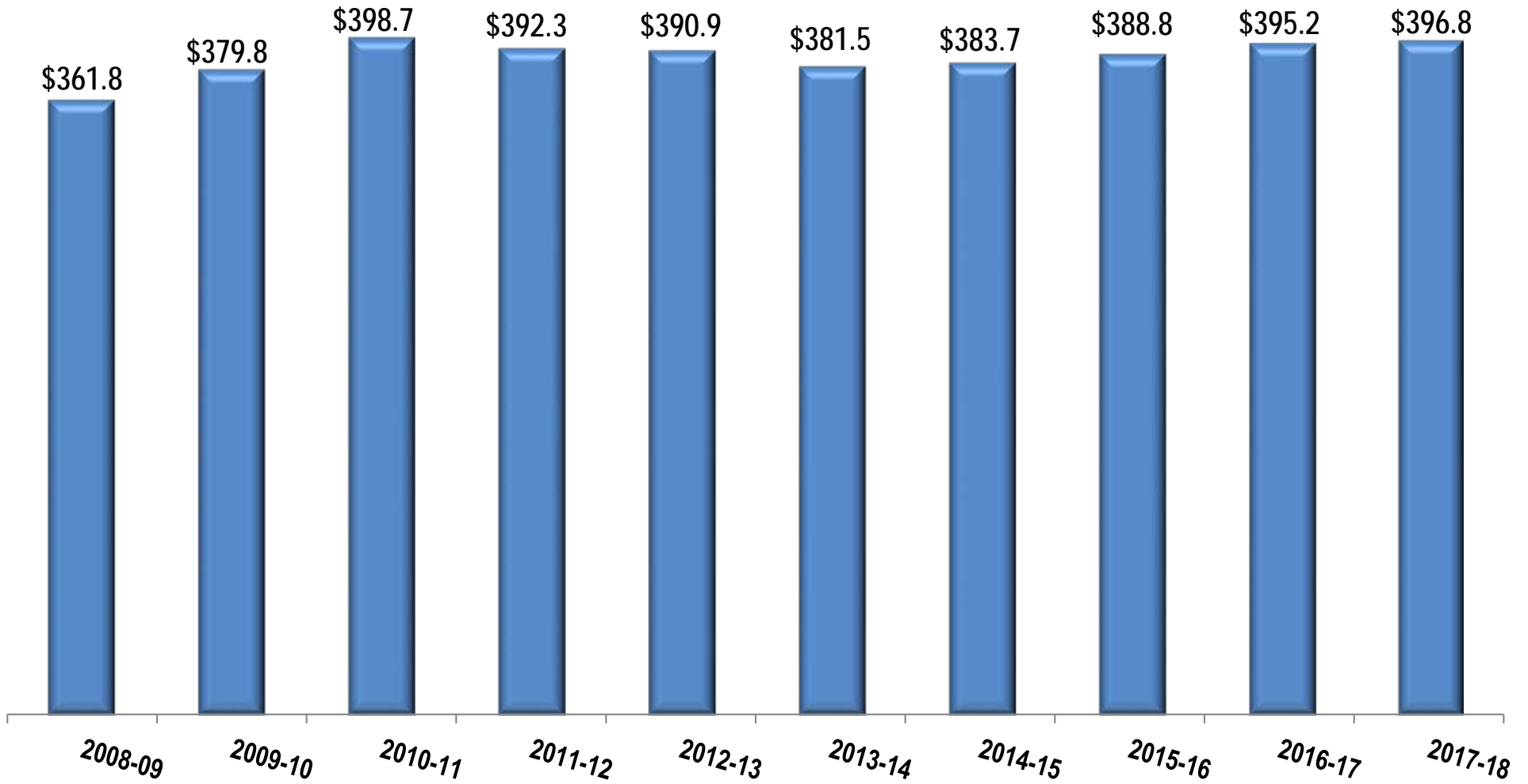
FY 2017-18

Total \$

Voluntary Prekindergarten*	\$396,812,611
School Readiness	\$646,236,075
Admin/Support	\$18,546,055
Total	\$1,061,594,741

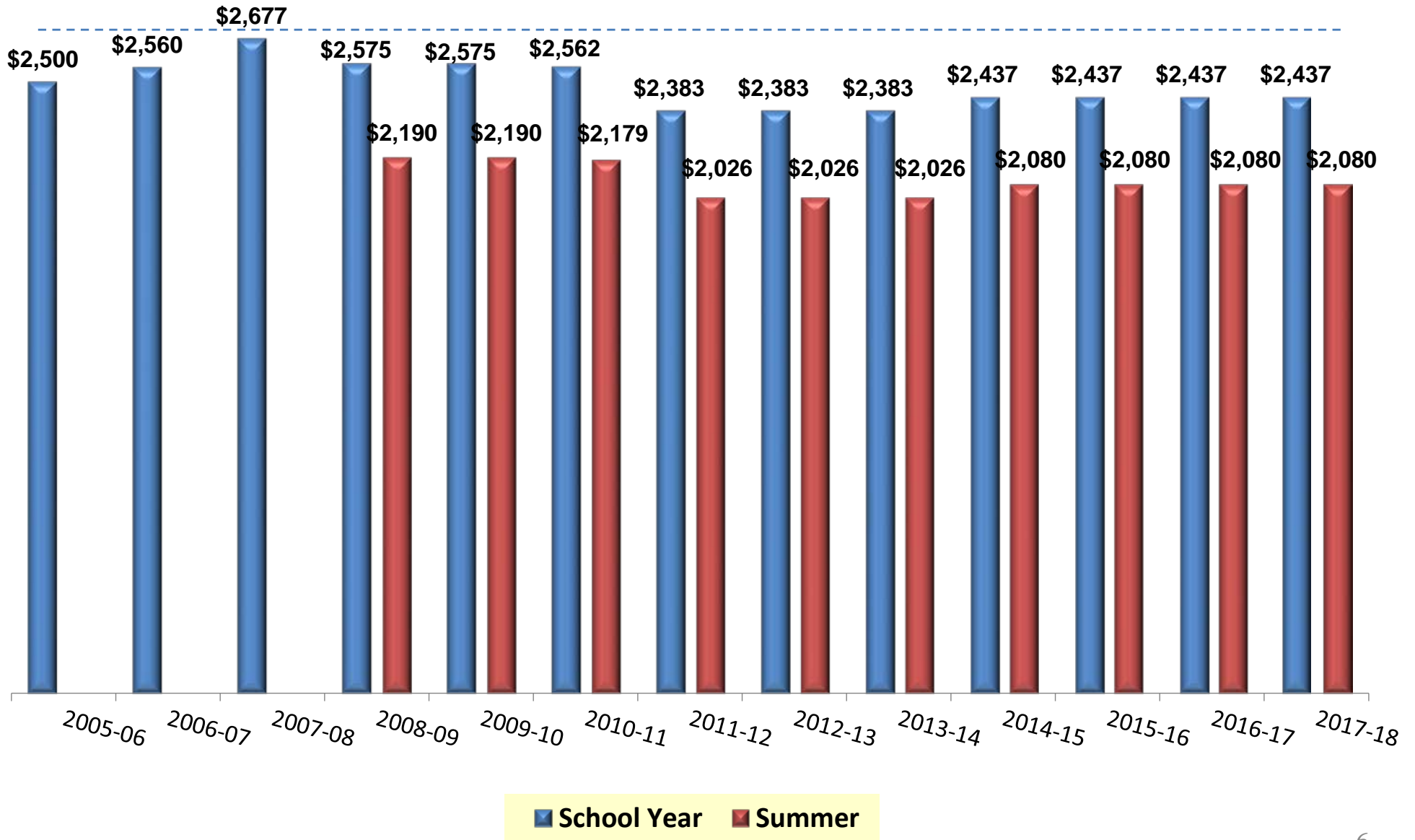
*\$1.6 million increase in VPK funding to fund an additional 550 students. No increase in the Base Student Allocation (BSA)

Voluntary Prekindergarten Funding (*Millions*)



2008-09 through 2015-16 are expenditures; 2016-17 and 2017-18 are appropriations.

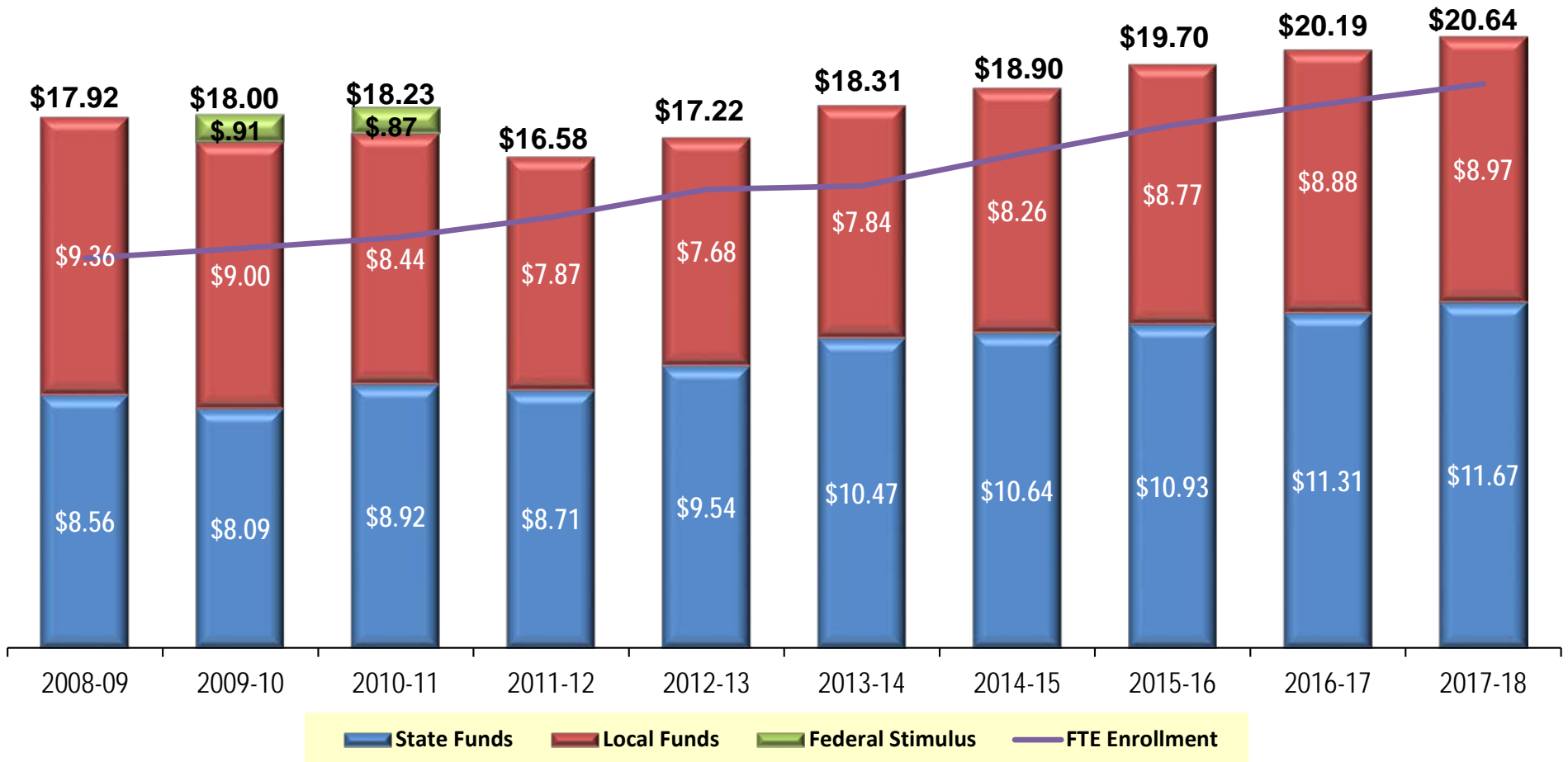
Voluntary Prekindergarten Base Student Allocation History



FEFP Highlights

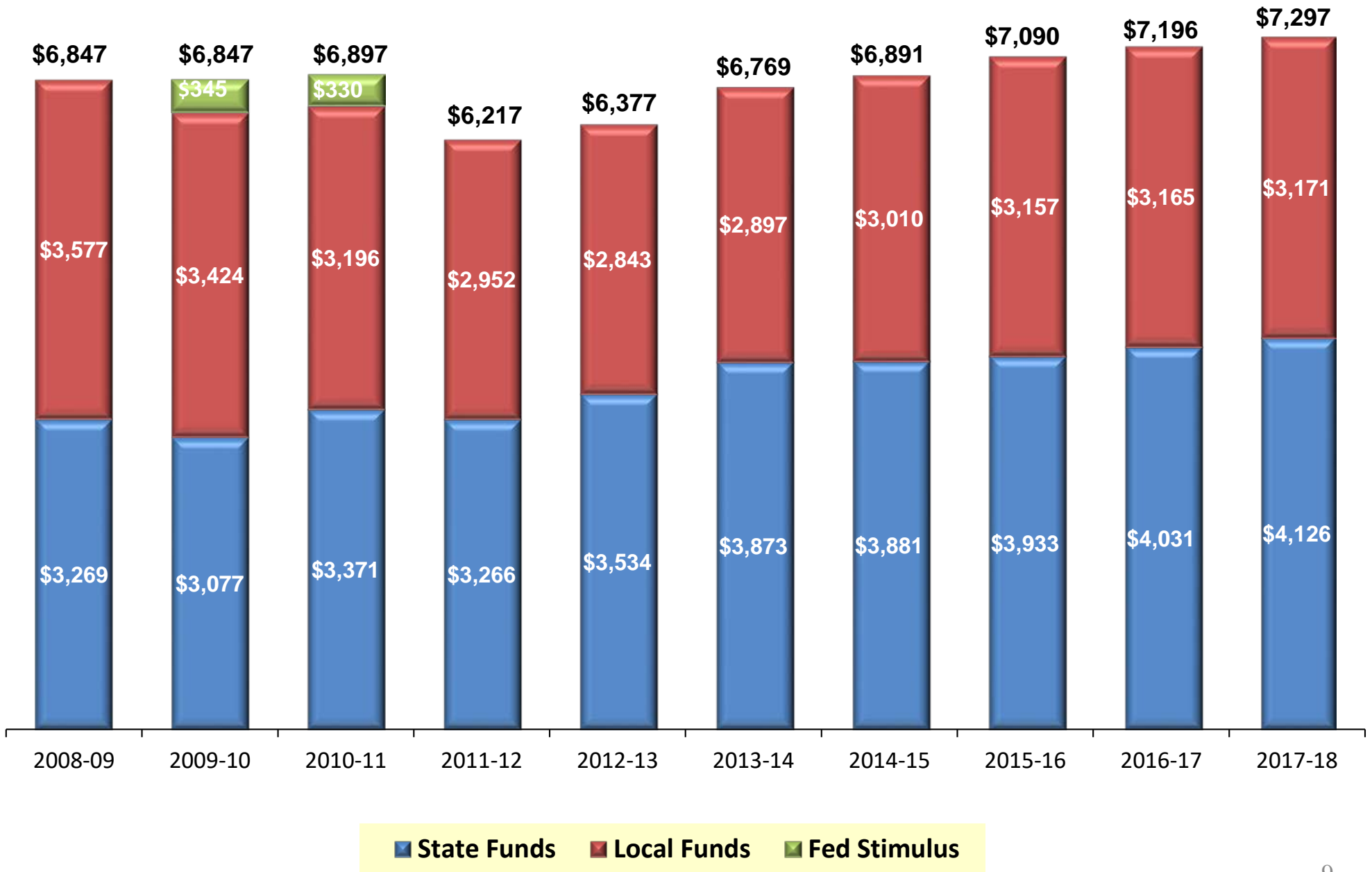
- **Total FY 2017-18 FEFP funding = \$20.6 billion (\$11.6 billion state funds; \$9 billion local funds)**
 - \$457 million (or 2.27%) increase in total funds
 - \$101 (or 1.40%) increase in total funds per student
 - No increase in Required Local Effort (RLE)
 - Millage Reduction of .330 mills for property tax relief of \$521 million
 - Workload funding for an additional 23,919 students

Public Schools Total Funds (FEFP) & FTE Funding (*Billions*)

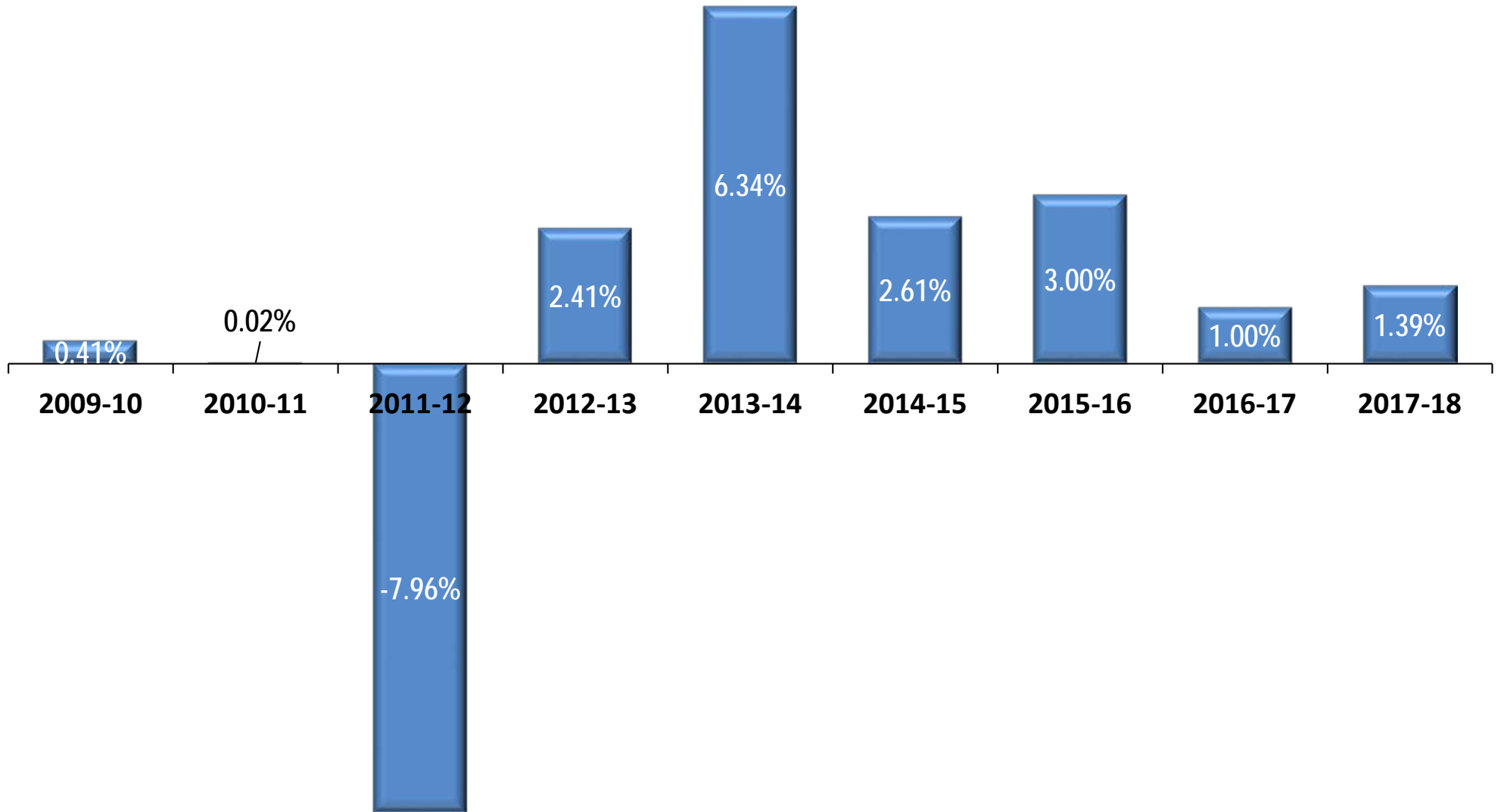


	2008-09	2009-10	2010-11	2011-12	2012-13	2013-14	2014-15	2015-16	2016-17	2017-18
FTE	2,617,372	2,629,327	2,642,511	2,667,058	2,700,982	2,705,148	2,743,239	2,778,915	2,805,188	2,829,107
% Local \$	52.2%	50.0%	46.3%	47.5%	44.6%	42.8%	43.7%	44.5%	44.0%	43.5%
% State \$	47.8%	45.0%	48.9%	52.5%	55.4%	57.2%	56.3%	55.5%	56.0%	56.5%

Public Schools Funds (FEFP) per FTE



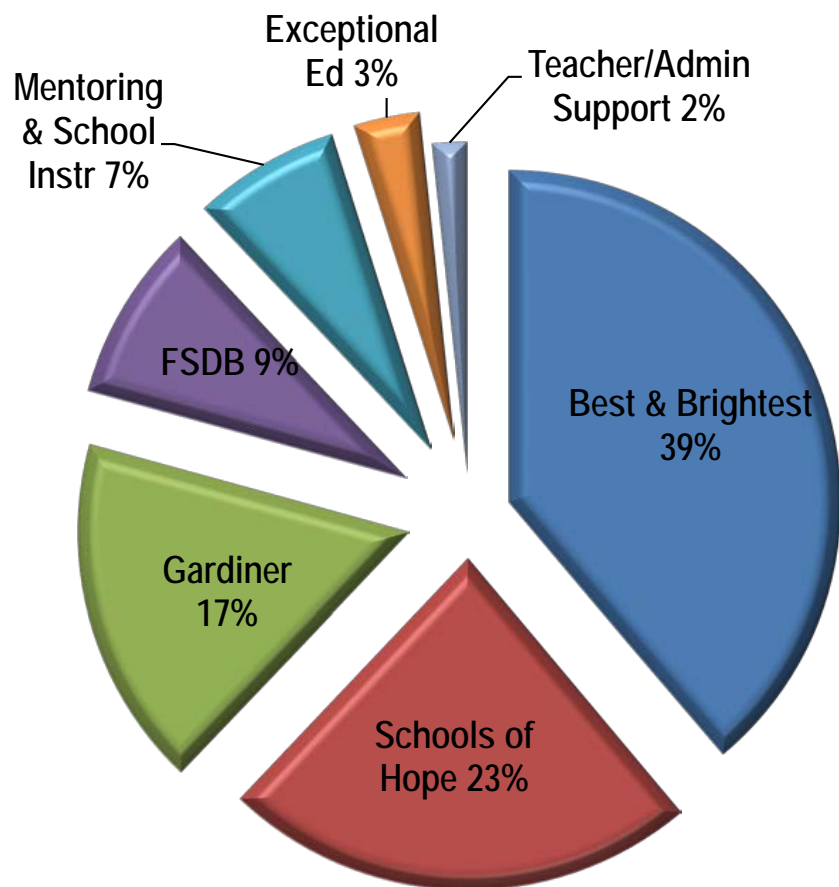
Public Schools (FEFP) Funds per FTE Percent Increase (GAA)



Non-FEFP Funding

FY 2017-18
Program \$

Percent of Total



Best and Brightest Teacher Scholarship Program	\$233,950,000
Schools of Hope	\$140,000,000
Gardiner Scholarship Program	\$103,336,000
Florida School Deaf & Blind (FSDB)	\$52,550,777
Mentoring/School & Instructional Enhancements	\$42,942,200
Exceptional Education	\$19,332,076
Teacher/Admin Support	\$9,937,426
Total	\$602,048,479

Non-FEFP - Highlights

- \$16 million - Mentoring Programs
- \$4 million - School District Matching Grants
- \$52.5 million - Florida School for the Deaf & Blind
- \$30 million increase for Gardiner Scholarships to serve an additional 2,800 students (HB 7069)
- An additional \$15 million for K-12 assessment program revisions that include the publication of exams and the implementation of the paper and pencil test administration for elementary school students (HB 7069)

Non-FEFP...continued

➤ **\$233.9 million for the Best and Brightest Teacher and Principal Scholarship Program (\$185 million increase).**

The 2017-2018 program includes the following:

- Best and Brightest **Teacher** Scholarship program with \$6,000 awards for new-hire teachers who achieve an SAT or ACT score in the 80th percentile or above, or current teachers who are rated highly effective and achieved an SAT or ACT in the 80th percentile or above (**\$50 million estimate**);
- Best and Brightest **Principal** Scholarship based on the number of Best and Brightest teachers on a principal's school faculty. The principal bonus is \$4,000 or \$5,000 if principal oversees a Title I school (**\$1.5 million estimate**); and
- A \$1,200 bonus for all classroom teachers rated "Highly Effective" (**\$69 million estimate**); and up to an \$800 bonus for all teachers with an "Effective" rating (**\$91 million estimate**)


Non-FEFP...continued

- **\$140 million** for the “**Schools of Hope**” program, including:
 - \$2,000 per student for up to 25 traditional district schools that make two “D”s or an “F” grade and are implementing a district-managed turnaround plan (**\$51 million estimate**);
 - Supplemental operational funds for schools of hope (charter schools/district managed charter schools), which may be used for professional development, hiring and compensating teachers for instructional services beyond the school day/year, acquiring supplies and equipment, community engagement, and one-time startup transportation costs; and
 - Schools of Hope Revolving Loan Program for startup costs and charter school construction needs.

\$89 million

HB 7069 Funding

Issue		Appropriation/Cost Estimates		Comments
		-1-		-2-
1	Transfer from budget	413,950,000		
2	Additional \$ in Conforming Bill	5,000,000		
3	Total Appropriation in Bill	418,950,000		
4				
5	Best & Brightest Allocation	233,950,000		Designated in Conforming Bill
6	Categories - Cost Estimates/Allocations			
7	Traditional Schools - Teacher Bonuses			Estimates based on 2015-16 data
8	\$1,200 Bonus Highly Effective	69,000,000		
9	\$800 Effective	91,000,000		Total Traditional School Bonuses = \$160 million
10	Best & Brightest Teachers @\$6,000 for 7,188	50,000,000		Current year was 7,188 teachers and \$6,816 each
11	Best & Brightest Principals @ \$4,000/\$5,000	1,500,000		7,000 principals/assistants @ 4.5% X \$4,500 each
12	Subtotal Best & Brightest	211,500,000		
13	Balance - Unknown use	22,450,000		
14				
15	Balance of Appropriation		185,000,000	\$418.95 million minus \$233.95 million
16	Gardiner Scholarships		30,000,000	provided in bill
17	Assessment Revisions		15,000,000	provided in bill; \$5 million nonrecurring
18	25 traditional public schools with DD or F and a district-managed turnaround plan (School of Hope program)		51,000,000	\$2,000 per FTE, 800 FTE per School
19	Balance - Schools of Hope Program and Revolving Loan		89,000,000	Assumed for Hope programs



THE FLORIDA SENATE

Tallahassee, Florida 32399-1100

COMMITTEES:

Agriculture, *Chair*
Appropriations
Appropriations Subcommittee on Pre-K - 12
Education
Banking and Insurance
Communications, Energy, and Public Utilities
Criminal Justice

SELECT COMMITTEE:

Joint Select Committee on Collective Bargaining

SENATOR DENISE GRIMSLEY
26th District

October 3, 2017

The Honorable Kathleen Passidomo, Chair
Appropriations Subcommittee on PreK-12 Education
318 Senate Office Building
404 South Monroe Street
Tallahassee, FL 32399-1100

Dear Madame Chair:

I respectfully request permission to be excused from our committee meeting on Wednesday, October 11, 2017.

Thank you for your consideration.

Sincerely,

A handwritten signature in cursive script that reads "Denise Grimsley".

Denise Grimsley
State Senator, District 26

DG/mm

REPLY TO:

- 295 E. Interlake Boulevard, Lake Placid, Florida 33852 (863) 465-2626
- 212 East Stuart Avenue, Lake Wales, Florida 33853 (863) 679-4847
- 410 Taylor Street, Suite 106, Punta Gorda, Florida 33950 (941) 575-5717
- 413 Senate Office Building, 404 South Monroe Street, Tallahassee, Florida 32399-1100 (850) 487-5026

Senate's Website: www.flsenate.gov

JOE NEGRON
President of the Senate

ANITERE FLORES
President Pro Tempore

CourtSmart Tag Report

Room: KN 412

Case No.:

Type:

Caption: Appropriations Subcommittee on Pre-K-12 Education

Judge:

Started: 10/11/2017 10:01:52 AM

Ends: 10/11/2017 11:05:45 AM Length: 01:03:54

10:01:54 AM Call to order
10:02:51 AM Roll call
10:03:00 AM TAB 1: Chair Passidomo Opening Remarks
10:03:55 AM Senator Rouson
10:04:54 AM Senator Montford
10:09:52 AM Chair Passidomo
10:10:09 AM Senator Young
10:12:58 AM Senator Broxson
10:15:51 AM Senator Steube
10:16:14 AM Chair
10:16:36 AM Senator Farmer
10:17:41 AM Chair
10:19:56 AM Senator Rouson
10:21:20 AM Chair
10:21:54 AM TAB 2: Tim Elwell, Staff Director, Appropriations Subcommittee on Pre-K-12 Education
10:25:35 AM Senator Montford
10:25:51 AM Tim Elwell
10:29:55 AM Mark Armstrong, Chief Legislative Analyst, Appropriations Subcommittee Pre-K-12 Education
10:32:02 AM Senator Lee
10:36:12 AM Chair
10:37:23 AM Tim Elwell
10:48:14 AM Senator Montford
10:49:24 AM Tim Elwell
10:51:27 AM Senator Rouson
10:51:57 AM Senator Montford
10:54:13 AM Chair
10:55:15 AM David Sikes, Chief Legislative Analyst, Appropriations Subcommittee on Pre-K-12 Education
10:55:51 AM Tim Elwell
10:56:57 AM Senator Farmer
10:58:09 AM Chair
10:58:32 AM Senator Broxson
10:59:47 AM Tim Elwell
11:04:30 AM Chair
11:05:12 AM Senator Young moves we adjourn
11:05:23 AM Meeting Adjourned